

**Residential Rates
November 1, 2014**

Electricity

**TOU Rates
November 1, 2014**

off-peak	\$0.0770
mid-peak	\$0.1140
on-peak	\$0.1400

OR

RPP

**First 1000 kWh

\$0.0880

**Balance of kWh

\$0.1030

OR

**Retailer Contract (signed after Dec 9, 2002)

fixed rate

Delivery

Fixed Distribution Charge (monthly)

\$9.1400

Distribution Volumetric Charge per kWh

\$0.0124

**Network Service Rate per kWh

\$0.0074

**Line and Transformation Connection Service Rate per kWh

\$0.0057

Smart Metering Entity (monthly)

\$0.7900

Regulatory Charges

Standard Supply Service Administrative Charge (monthly)

\$0.2500

**Wholesale Market Services Rate per kWh

\$0.0057

Debt Retirement Charge

Debt Retirement Charge per kWh

\$0.0070

**The electricity consumed is multiplied by an Adjustment Factor of 1.0430

Oshawa



PUC Networks Inc.

**General Service Less than 50 kW Rates
November 1, 2014**

Electricity

**TOU Rates
November 1, 2014**

off-peak	\$0.0770
mid-peak	\$0.1140
on peak	\$0.1400

OR

RPP

**First 750 kWh \$0.0880

**Balance of kWh \$0.1030

OR

**Retailer Contract (signed after Dec 9, 2002) fixed rate

Delivery

Fixed Distribution Charge (monthly) \$11.3000

Distribution Volumetric Charge per kWh \$0.0173

**Network Service Rate per kWh \$0.0068

**Line and Transformation Connection Service Rate per kWh \$0.0052

Smart Metering Entity (monthly) \$0.7900

Regulatory Charges

Standard Supply Service Administrative Charge (monthly) \$0.2500

**Wholesale Market Services Rate per kWh \$0.0057

Debt Retirement Charge

Debt Retirement Charge per kWh \$0.0070

**The electricity consumed is multiplied by an Adjustment Factor of 1.0430

Oshawa



PUC Networks Inc.

**General Service Greater than 50 kW
Less than 200 kW (Non-Interval Metered)
November 1, 2014**

Electricity

TOU Rates

November 1, 2014

off-peak	\$0.0770
mid-peak	\$0.1140
on-peak	\$0.1400

OR

RPP

**First 750 kWh

\$0.0880

**Balance of kWh

\$0.1030

OR

**Wholesale Average Price

weighted average price

OR

**Retailer Contract (signed after Dec 9, 2002)

fixed rate

Delivery

Fixed Distribution Charge (monthly)

\$43.130

Distribution Volumetric Charge per KW

\$3.7170

Network Service Rate per kW

\$2.4708

Line and Transformation Connection Service Rate per kW

\$1.8573

Regulatory Charges

Standard Supply Service Administrative Charge (monthly)

\$0.2500

**Wholesale Market Services Rate per kWh

\$0.0057


Debt Retirement Charge

Debt Retirement Charge per kWh

\$0.0070

**The electricity consumed is multiplied by an Adjustment Factor of 1.0430

Oshawa



PUC Networks Inc.

**General Service Greater than 50 kW
Less than 200 kW (Interval Metered)
November 1, 2014**

Electricity

**TOU Rates
November 1, 2014**

off-peak	\$0.0770
mid-peak	\$0.1140
on peak	\$0.1400

OR

RPP

**First 750 kWh

\$0.0880

**Balance of kWh

\$0.1030

OR

**Hourly Ontario Energy Price

hourly price

OR

**Retailer Contract (signed after Dec 9, 2002)

fixed rate

Delivery

Fixed Distribution Charge (monthly)

\$43.130

Distribution Volumetric Charge per kW

\$3.7170

Network Service Rate per kW

\$3.1669

Line and Transformation Connection Service Rate per kW

\$2.3594

Regulatory Charges

Standard Supply Service Administrative Charge (monthly)

\$0.2500

**Wholesale Market Services Rate per kWh

\$0.0057


Debt Retirement Charge

Debt Retirement Charge per kWh

\$0.0070

**The electricity consumed is multiplied by an Adjustment Factor of 1.0430

Oshawa



PUC Networks Inc.

**General Service Greater than 200 kW
Less than 1000 kW (Non-Interval Metered)
November 1, 2014**

Electricity

TOU Rates

November 1, 2014

off-peak	\$0.0770
mid-peak	\$0.1140
on-peak	\$0.1400

OR

RPP

**First 750 kWh

\$0.0880

**Balance of kWh

\$0.1030

OR

**Wholesale Average Price

weighted average price

OR

**Retailer Contract (signed after Dec 9, 2002)

fixed rate

Delivery

Fixed Distribution Charge (monthly)

\$43.130

Distribution Volumetric Charge per kW

\$3.7170

Network Service Rate per kW

\$2.4708

Line and Transformation Connection Service Rate per kW

\$1.8573

Regulatory Charges

Standard Supply Service Administrative Charge (monthly)

\$0.2500

**Wholesale Market Services Rate per kWh

\$0.0057

Debt Retirement Charge

Debt Retirement Charge per kWh

\$0.0070

**The electricity consumed is multiplied by an Adjustment Factor of 1.0430

Oshawa



PUC Networks Inc.

**General Service Greater than 200 kW
Less than 1000 kW (Interval Metered)
November 1, 2014**

Electricity

**TOU Rates
November 1, 2014**

off-peak	\$0.0770
mid-peak	\$0.1140
on-peak	\$0.1400

OR

RPP

**First 750 kWh \$0.0880

**Balance of kWh \$0.1030

OR

**Hourly Ontario Energy Price hourly price

OR

**Retailer Contract (signed after Dec 9, 2002) fixed rate

Delivery

Fixed Distribution Charge (monthly) \$43.130

Distribution Volumetric Charge per kW \$3.7170

Network Service Rate per kW \$3.1669

Line and Transformation Connection Service Rate per kW \$2.3594

Regulatory Charges

Standard Supply Service Administrative Charge (monthly) \$0.2500

**Wholesale Market Services Rate per kWh \$0.0057

Debt Retirement Charge

Debt Retirement Charge per kWh \$0.0070

**The electricity consumed is multiplied by an Adjustment Factor of 1.0430

Oshawa



PUC Networks Inc.

**General Service Greater than 1000 kW
Less than 5000 kW (Interval Metered)
November 1, 2014**

Electricity

TOU Rates

November 1, 2014

off-peak	\$0.0770
mid-peak	\$0.1140
on-peak	\$0.1400

OR

RPP

**First 750 kWh

\$0.0880

**Balance of kWh

\$0.1030

OR

**Hourly Ontario Energy Price

hourly price

OR

**Retailer Contract (signed after Dec 9, 2002)

fixed rate

Delivery

Fixed Distribution Charge (monthly)	\$1,221.57
Distribution Volumetric Charge per kW	\$2.5679
Network Service Rate per kW	\$3.1669
Line and Transformation Connection Service Rate per kW	\$2.3594

Regulatory Charges

Standard Supply Service Administrative Charge (monthly)	\$0.2500
**Wholesale Market Services Rate per kWh	\$0.0057

Debt Retirement Charge

Debt Retirement Charge per kWh	\$0.0070
--------------------------------	----------

**The electricity consumed is multiplied by an Adjustment Factor of 1.0430

Oshawa




PUC Networks Inc.

**General Service Greater than 5000 kW
(Interval Metered)
November 1, 2014**

Electricity	Rate
**Hourly Ontario Energy Price	hourly price
OR	
**Retailer Contract	fixed rate
Delivery	
Fixed Distribution Charge (monthly)	\$8,270.63
Distribution Volumetric Charge per kW	\$2.0280
Network Service Rate per kW	\$3.3743
Line and Transformation Connection Service Rate per kW	\$2.5744
Regulatory Charges	
Standard Supply Service Administrative Charge (monthly)	\$0.2500
**Wholesale Market Services Rate per kWh	\$0.0057
Debt Retirement Charge	
Debt Retirement Charge per kWh	\$0.0070

**The electricity consumed is multiplied by an Adjustment Factor of 1.0145

Oshawa



PUC Networks Inc.

**Unmetered Scattered Load
November 1, 2014**

Electricity	Rate
Standard Service Supply	
**First 750 kWh	\$0.0880
**Balance of kWh	\$0.1030
OR	
**Retailer Contract (signed after Dec 9, 2002)	fixed rate
Delivery	
Fixed Distribution Charge per connection	\$3.3400
Distribution Volumetric Charge per kWh	\$0.0138
**Network Service Rate per kWh	\$0.0068
**Line and Transformation Connection Service Rate per kWh	\$0.0052
Regulatory Charges	
Standard Supply Service Administrative Charge (monthly)	\$0.2500
**Wholesale Market Services Rate per kWh	\$0.0057
Debt Retirement Charge	
Debt Retirement Charge per kWh	\$0.0070

**The electricity consumed is multiplied by an Adjustment Factor of 1.0430

Oshawa



PUC Networks Inc.


**Sentinel Lighting Rates
Flat Rate Connection
November 1, 2014**

Monthly charges for cost of power are based on the "Cost of Power" billed for the Flat Rate kWh consumption level determined on the wattage size of the lights

Electricity	Rate
Standard Service Supply (designated customers)	
**First 750 kWh	\$0.0880
**Balance of kWh	\$0.1030
OR	
**Retailer Contract	fixed rate
Delivery	
Fixed Distribution Charge (monthly per connection)	\$4.3400
Distribution Volumetric Charge per kW	\$6.4523
Network Service Rate per kW	\$1.7042
Line and Transformation Connection Service Rate per kW	\$2.1803
Regulatory Charges	
Standard Supply Service Administrative Charge (monthly)	\$0.2500
**Wholesale Market Services Rate per kWh	\$0.0057
Debt Retirement Charge	
Debt Retirement Charge per kWh	\$0.0070

**The electricity consumed is multiplied by an Adjustment Factor of 1.0430

Oshawa



PUC Networks Inc.

**Street Lighting Rates
Flat Rate Connection
November 1, 2014**

Monthly charges for cost of power are based on the "Cost of Power" billed for the Flat Rate kWh consumption level determined on the wattage size of the lights

*****Street Lighting contract with the city ceased Jan 1, 2010*****

Electricity

Rate

**Wholesale Average Price

weighted average price

OR

**Retailer Contract

fixed rate

Delivery

Fixed Distribution Charge per light (per connection)

\$1.1700

Distribution Volumetric Charge per kW

\$18.4821

Network Service Rate per kW

\$1.6753

Line and Transformation Connection Service Rate per kW

\$2.1434

Regulatory Charges

Standard Supply Service Administrative Charge (per connection)

\$0.2500

**Wholesale Market Services Rate per kWh

\$0.0057


Debt Retirement Charge

Debt Retirement Charge per kWh

\$0.0070

**The electricity consumed is multiplied by an Adjustment Factor of 1.0430

Oshawa



PUC Networks Inc.

**microFIT Generator
November 1, 2014**

Service Charge	\$5.4000
----------------	----------

Oshawa




PUC Networks Inc.

**FIT Generator
November 1, 2014**

Service Charge \$11.3000

Oshawa



PUC Networks Inc.


**Water Heater
Flat Rate Connections
November 1, 2014**

Monthly charges for cost of power are based on the "Cost of Power" billed for the Flat Rate kWh consumption level determined on the wattage size of the tank. All other charges are applied based on this consumption level. Rates are applied based on the customer's rate class.

Element size Watts	Billing Based on Flat Rate kWh per month
600	233
800	289
1000	348
1000/3000	367
1500	518
1500/4500	551
3000	551
3800	698
4000	774
4500	827
5000	1021

*****Flat Rate Water Heaters are being metered by OPUCN effective Feb 2011*****

Oshawa



PUC Networks Inc.

Specific Service Charges

November 1, 2014

Customer Administration	Rate	HST	Total
Arrears Certificate	\$15.00	\$1.95	\$16.95
Easement Letter	\$15.00	\$1.95	\$16.95
Account History	\$15.00	\$1.95	\$16.95
Change of Occupancy (Account Setup)	\$30.00	\$3.90	\$33.90
Legal Letter charge	\$15.00	\$1.95	\$16.95
Credit Check Residential ***includes agency charge of \$4.95	\$19.95	\$2.59	\$22.54
Credit Check Commercial *** includes agency charge of \$53.08	\$68.08	\$8.85	\$76.93
Meter Dispute Charge plus Measurement Canada fees (if meter found to be correct)	\$30.00	\$3.90	\$33.90
Credit Reference Letter	\$15.00	\$1.95	\$16.95
Returned Cheque Charge ***includes bank charges of \$3.50 no HST	\$18.50	0	\$18.50
Special Meter Reads	\$30.00	\$3.90	\$33.90
Non-Payment of Account			
Late Payment - per month	1.50%		1.50%
Late Payment - per annum	19.56%		19.56%
Collection of account charge - no disconnection	\$30.00	\$3.90	\$33.90
Disconnect/Reconnect at meter during regular hours including Load Limiters	\$65.00	\$8.45	\$73.45
Disconnect/Reconnect at meter after regular hours including Load Limiters	\$185.00	\$24.05	\$209.05
Disconnect/Reconnect at pole during regular hours	\$185.00	\$24.05	\$209.05
Disconnect/Reconnect at pole after regular hours	\$415.00	\$53.95	\$468.95
Access to the Power Poles - per pole/year	\$22.35	\$2.91	\$25.26
Allowances			
Transformer Allowance for Ownership - per kW of billing demand/month	(\$0.60)		
Primary Metering Allowance for transformer losses - applied to measured demand and	-1%		
Loss Factors			
Total Loss Factor - Secondary Metered Customer <5000 kW	1.0430		
Total Loss Factor - Secondary Metered Customer >5000 kW	1.0145		
Total Loss Factor - Primary Metered Customer <5000kW	1.0384		
Total Loss Factor - Primary Metered Customer >5000kW	1.0045		