


Oshawa



PUC Networks Inc.

Residential Rates

January 1, 2013

Electricity

TOU Rates

November 1, 2012

off-peak	\$0.0630
mid-peak	\$0.0990
on-peak	\$0.1180

OR

RPP

**First 1000 kWh

\$0.0740

**Balance of kWh

\$0.0870

OR

**Retailer Contract (signed after Dec 9, 2002)

fixed rate

Delivery

Fixed Distribution Charge (monthly)

\$9.0100

Distribution Volumetric Charge per kWh

\$0.0124

**Network Service Rate per kWh

\$0.0072

**Line and Transformation Connection Service Rate per kWh

\$0.0057

Regulatory Charges

Standard Supply Service Administrative Charge (monthly)

\$0.2500

**Wholesale Market Services Rate per kWh

\$0.0063


Debt Retirement Charge

Debt Retirement Charge per kWh

\$0.0070

**The electricity consumed is multiplied by an Adjustment Factor of 1.0430

Oshawa



PUC Networks Inc.

**General Service Less than 50 kW Rates
January 1, 2013**

Electricity

**TOU Rates
November 1, 2012**

off-peak	\$0.0630
mid-peak	\$0.0990
on-peak	\$0.1180

OR

RPP

**First 750 kWh \$0.0740

**Balance of kWh \$0.0870

OR

**Retailer Contract (signed after Dec 9, 2002) fixed rate

Delivery

Fixed Distribution Charge (monthly) \$11.1700

Distribution Volumetric Charge per kWh \$0.0181

**Network Service Rate per kWh \$0.0066

**Line and Transformation Connection Service Rate per kWh \$0.0052

Regulatory Charges


Standard Supply Service Administrative Charge (monthly) \$0.2500

**Wholesale Market Services Rate per kWh \$0.0063

Debt Retirement Charge

Debt Retirement Charge per kWh \$0.0070

**The electricity consumed is multiplied by an Adjustment Factor of 1.0430



**General Service Greater than 50 kW
Less than 200 kW (Non-Interval Metered)
January 1, 2013**

Electricity

TOU Rates

November 1, 2012

off-peak	\$0.0630
mid-peak	\$0.0990
on-peak	\$0.1180

OR

RPP

**First 750 kWh

\$0.0740

**Balance of kWh

\$0.0870

OR

**Wholesale Average Price

weighted average price

OR

**Retailer Contract (signed after Dec 9, 2002)

fixed rate

Delivery

Fixed Distribution Charge (monthly)

\$42.470

Distribution Volumetric Charge per KW

\$3.6765

Network Service Rate per kW

\$2.3925

Line and Transformation Connection Service Rate per kW

\$1.8655

Regulatory Charges

Standard Supply Service Administrative Charge (monthly)

\$0.2500

**Wholesale Market Services Rate per kWh

\$0.0063


Debt Retirement Charge

Debt Retirement Charge per kWh

\$0.0070

**The electricity consumed is multiplied by an Adjustment Factor of 1.0430

Oshawa



PUC Networks Inc.

**General Service Greater than 50 kW
Less than 200 kW (Interval Metered)
January 1, 2013**

Electricity

**TOU Rates
November 1, 2012**

off-peak	\$0.0630
mid-peak	\$0.0990
on-peak	\$0.1180

OR

RPP

**First 750 kWh \$0.0740

**Balance of kWh \$0.0870

OR

**Hourly Ontario Energy Price hourly price

OR

**Retailer Contract (signed after Dec 9, 2002) fixed rate

Delivery

Fixed Distribution Charge (monthly) \$42.470

Distribution Volumetric Charge per kW \$3.6765

Network Service Rate per kW \$3.0665

Line and Transformation Connection Service Rate per kW \$2.3698

Regulatory Charges

Standard Supply Service Administrative Charge (monthly) \$0.2500

**Wholesale Market Services Rate per kWh \$0.0063

Debt Retirement Charge

Debt Retirement Charge per kWh \$0.0070

**The electricity consumed is multiplied by an Adjustment Factor of 1.0430

Oshawa



PUC Networks Inc.

**General Service Greater than 200 kW
Less than 1000 kW (Non-Interval Metered)
January 1, 2013**

Electricity

**TOU Rates
November 1, 2012**

off-peak	\$0.0630
mid-peak	\$0.0990
on-peak	\$0.1180

OR

RPP

**First 750 kWh \$0.0740

**Balance of kWh \$0.0870

OR

**Wholesale Average Price weighted average price

OR

**Retailer Contract (signed after Dec 9, 2002) fixed rate

Delivery

Fixed Distribution Charge (monthly) \$42.470

Distribution Volumetric Charge per KW \$3.6765

Network Service Rate per kW \$2.3925

Line and Transformation Connection Service Rate per kW \$1.8655

Regulatory Charges


Standard Supply Service Administrative Charge (monthly) \$0.2500

**Wholesale Market Services Rate per kWh \$0.0063

Debt Retirement Charge

Debt Retirement Charge per kWh \$0.0070

**The electricity consumed is multiplied by an Adjustment Factor of 1.0430



**General Service Greater than 200 kW
 Less than 1000 kW (Interval Metered)
 January 1, 2013**

Electricity

TOU Rates

November 1, 2012

off-peak	\$0.0630
mid-peak	\$0.0990
on-peak	\$0.1180

OR

RPP

**First 750 kWh \$0.0740

**Balance of kWh \$0.0870

OR

**Hourly Ontario Energy Price hourly price

OR

**Retailer Contract (signed after Dec 9, 2002) fixed rate

Delivery

Fixed Distribution Charge (monthly) \$42.470

Distribution Volumetric Charge per kW \$3.6765

Network Service Rate per kW \$3.0665

Line and Transformation Connection Service Rate per kW \$2.3698

Regulatory Charges

Standard Supply Service Administrative Charge (monthly) \$0.2500


**Wholesale Market Services Rate per kWh \$0.0063

Debt Retirement Charge

Debt Retirement Charge per kWh \$0.0070

**The electricity consumed is multiplied by an Adjustment Factor of 1.0430

Oshawa



PUC Networks Inc.

**General Service Greater than 1000 kW
Less than 5000 kW (Interval Metered)
January 1, 2013**

Electricity

TOU Rates

November 1, 2012

off-peak	\$0.0630
mid-peak	\$0.0990
on-peak	\$0.1180

OR

RPP

**First 750 kWh \$0.0740

**Balance of kWh \$0.0870

OR

**Hourly Ontario Energy Price hourly price

OR

**Retailer Contract (signed after Dec 9, 2002) fixed rate

Delivery

Fixed Distribution Charge (monthly) \$1,202.92

Distribution Volumetric Charge per kW \$2.5283

Network Service Rate per kW \$3.0665

Line and Transformation Connection Service Rate per kW \$2.3698

Regulatory Charges

Standard Supply Service Administrative Charge (monthly) \$0.2500


**Wholesale Market Services Rate per kWh \$0.0063

Debt Retirement Charge

Debt Retirement Charge per kWh \$0.0070

**The electricity consumed is multiplied by an Adjustment Factor of 1.0430

Oshawa



PUC Networks Inc.

**Unmetered Scattered Load
January 1, 2013**

Electricity

Standard Service Supply

**First 750 kWh

**Balance of kWh

OR

**Retailer Contract (signed after Dec 9, 2002)

Rate

\$0.0740

\$0.0870

fixed rate

Delivery

Fixed Distribution Charge per connection

Distribution Volumetric Charge per kWh

**Network Service Rate per kWh

**Line and Transformation Connection Service Rate per kWh

\$3.2900

\$0.0178

\$0.0066

\$0.0052

Regulatory Charges

Standard Supply Service Administrative Charge (monthly)

**Wholesale Market Services Rate per kWh

\$0.2500

\$0.0063


Debt Retirement Charge

Debt Retirement Charge per kWh

\$0.0070

**The electricity consumed is multiplied by an Adjustment Factor of 1.0430

Oshawa



PUC Networks Inc.

**Sentinel Lighting Rates
Flat Rate Connection
January 1, 2013**

Monthly charges for cost of power are based on the "Cost of Power" billed for the Flat Rate kWh consumption level determined on the wattage size of the lights

Electricity

Standard Service Supply (designated customers)

**First 750 kWh

**Balance of kWh

OR

**Retailer Contract

Rate

\$0.0740

\$0.0870

fixed rate

Delivery

Fixed Distribution Charge (monthly per connection)

\$4.2700

Distribution Volumetric Charge per kW

\$6.3575

Network Service Rate per kW

\$1.6502

Line and Transformation Connection Service Rate per kW

\$2.1900

Regulatory Charges

Standard Supply Service Administrative Charge (monthly)

\$0.2500

**Wholesale Market Services Rate per kWh


\$0.0063

Debt Retirement Charge

Debt Retirement Charge per kWh

\$0.0070

**The electricity consumed is multiplied by an Adjustment Factor of 1.0430



**Street Lighting Rates
 Flat Rate Connection
 January 1, 2013**

Monthly charges for cost of power are based on the "Cost of Power" billed for the Flat Rate kWh consumption level determined on the wattage size of the lights

*****Street Lighting contract with the city ceased Jan 1, 2010*****

Electricity

Rate

**Wholesale Average Price

weighted average price

OR

**Retailer Contract

fixed rate

Delivery

Fixed Distribution Charge per light (per connection)

\$1.1500

Distribution Volumetric Charge per kW

\$18.2058

Network Service Rate per kW

\$1.6222

Line and Transformation Connection Service Rate per kW

\$2.1529

Regulatory Charges

Standard Supply Service Administrative Charge (per connection)

\$0.2500

**Wholesale Market Services Rate per kWh

\$0.0063


Debt Retirement Charge

Debt Retirement Charge per kWh

\$0.0070

**The electricity consumed is multiplied by an Adjustment Factor of 1.0430

Oshawa



PUC Networks Inc.


microFIT Generator

January 1, 2013

Service Charge

\$5.4000


Oshawa



PUC Networks Inc.

**FIT Generator
January 1, 2013**

Service Charge \$11.1700




**Water Heater
Flat Rate Connections
January 1, 2013**

Monthly charges for cost of power are based on the "Cost of Power" billed for the Flat Rate kWh consumption level determined on the wattage size of the tank. All other charges are applied based on this consumption level. Rates are applied based on the customer's rate class.

Element size Watts	Billing Based on Flat Rate kWh per month
600	233
800	289
1000	348
1000/3000	367
1500	518
1500/4500	551
3000	551
3800	698
4000	774
4500	827
5000	1021

*****Flat Rate Water Heaters are being metered by OPUCN effective Feb 2011*****



Specific Service Charges
January 1, 2013

Customer Administration

	Rate	HST	Total
Arrears Certificate	\$15.00	\$1.95	\$16.95
Easement Letter	\$15.00	\$1.95	\$16.95
Account History	\$15.00	\$1.95	\$16.95
Change of Occupancy (Account Setup)	\$30.00	\$3.90	\$33.90
Legal Letter charge	\$15.00	\$1.95	\$16.95
Credit Check Residential ***includes agency charge of \$4.95	\$19.95	\$2.59	\$22.54
Credit Check Commercial *** includes agency charge of \$53.08	\$68.08	\$8.85	\$76.93
Meter Dispute Charge plus Measurement Canada fees (if meter found to be correct)	\$30.00	\$3.90	\$33.90
Credit Reference Letter	\$15.00	\$1.95	\$16.95
Returned Cheque Charge ***includes bank charges of \$3.50 no HST	\$18.50	0	\$18.50
Special Meter Reads	\$30.00	\$3.90	\$33.90

Non-Payment of Account


Late Payment - per month	1.50%		1.50%
Late Payment - per annum	19.56%		19.56%
Collection of account charge - no disconnection	\$30.00	\$3.90	\$33.90
Disconnect/Reconnect at meter during regular hours including Load Limiters	\$65.00	\$8.45	\$73.45
Disconnect/Reconnect at meter after regular hours including Load Limiters	\$185.00	\$24.05	\$209.05
Disconnect/Reconnect at pole during regular hours	\$185.00	\$24.05	\$209.05
Disconnect/Reconnect at pole after regular hours	\$415.00	\$53.95	\$468.95
Access to the Power Poles - per pole/year	\$22.35	\$2.91	\$25.26

Allowances

Transformer Allowance for Ownership - per kW of billing demand/month	(\$0.60)
Primary Metering Allowance for transformer losses - applied to measured demand and	-1%

Loss Factors

Total Loss Factor - Secondary Metered Customer <5000 kW	1.0430
Total Loss Factor - Secondary Metered Customer >5000 kW	1.0145
Total Loss Factor - Primary Metered Customer <5000kW	1.0384
Total Loss Factor - Primary Metered Customer >5000kW	1.0045



**General Service Greater than 5000 kW
 (Interval Metered)
 January 1, 2013**

Electricity	Rate
**Hourly Ontario Energy Price	hourly price
OR	
**Retailer Contract	fixed rate
Delivery	
Fixed Distribution Charge (monthly)	\$8,144.39
Distribution Volumetric Charge per kW	\$1.9967
Network Service Rate per kW	\$3.2673
Line and Transformation Connection Service Rate per kW	\$2.5858
Regulatory Charges	
Standard Supply Service Administrative Charge (monthly)	\$0.2500
**Wholesale Market Services Rate per kWh	\$0.0063
Debt Retirement Charge	
Debt Retirement Charge per kWh	\$0.0070

**The electricity consumed is multiplied by an Adjustment Factor of 1.0145