


Oshawa



PUC Networks Inc.

**Residential Rates
May 1, 2014**

Electricity

**TOU Rates
May 1, 2014**

off-peak	\$0.0750
mid-peak	\$0.1120
on-peak	\$0.1350

OR

RPP

**First 600 kWh

\$0.0860

**Balance of kWh

\$0.1010

OR

**Retailer Contract (signed after Dec 9, 2002)

fixed rate

Delivery

Fixed Distribution Charge (monthly)

\$9.1400

Distribution Volumetric Charge per kWh

\$0.0124

**Network Service Rate per kWh

\$0.0074

**Line and Transformation Connection Service Rate per kWh

\$0.0057

Smart Metering Entity (monthly)

\$0.7900

Regulatory Charges

Standard Supply Service Administrative Charge (monthly)

\$0.2500

**Wholesale Market Services Rate per kWh

\$0.0057


Debt Retirement Charge

Debt Retirement Charge per kWh

\$0.0070

**The electricity consumed is multiplied by an Adjustment Factor of 1.0430

Oshawa



PUC Networks Inc.

**General Service Less than 50 kW Rates
May 1, 2014**

Electricity

TOU Rates

May 1, 2014

off-peak	\$0.0750
mid-peak	\$0.1120
on-peak	\$0.1350

OR

RPP

**First 750 kWh \$0.0860

**Balance of kWh \$0.1010

OR

**Retailer Contract (signed after Dec 9, 2002) fixed rate

Delivery

Fixed Distribution Charge (monthly) \$11.3000

Distribution Volumetric Charge per kWh \$0.0173

**Network Service Rate per kWh \$0.0068

**Line and Transformation Connection Service Rate per kWh \$0.0052

Smart Metering Entity (monthly) \$0.7900

Regulatory Charges

Standard Supply Service Administrative Charge (monthly) \$0.2500


**Wholesale Market Services Rate per kWh \$0.0057

Debt Retirement Charge

Debt Retirement Charge per kWh \$0.0070

**The electricity consumed is multiplied by an Adjustment Factor of 1.0430

Oshawa



PUC Networks Inc.

**General Service Greater than 50 kW
Less than 200 kW (Non-Interval Metered)
May 1, 2014**

Electricity

TOU Rates

May 1, 2014

off-peak	\$0.0750
mid-peak	\$0.1120
on-peak	\$0.1350

OR

RPP

**First 750 kWh

\$0.0860

**Balance of kWh

\$0.1010

OR

**Wholesale Average Price

weighted average price

OR

**Retailer Contract (signed after Dec 9, 2002)

fixed rate

Delivery

Fixed Distribution Charge (monthly)

\$43.130

Distribution Volumetric Charge per KW

\$3.7170

Network Service Rate per kW

\$2.4708

Line and Transformation Connection Service Rate per kW

\$1.8573

Regulatory Charges

Standard Supply Service Administrative Charge (monthly)

\$0.2500

**Wholesale Market Services Rate per kWh

\$0.0057

Debt Retirement Charge

Debt Retirement Charge per kWh

\$0.0070

**The electricity consumed is multiplied by an Adjustment Factor of 1.0430

Oshawa



PUC Networks Inc.

**General Service Greater than 50 kW
Less than 200 kW (Interval Metered)
May 1, 2014**

Electricity

TOU Rates

May 1, 2014

	off-peak	\$0.0750
	mid-peak	\$0.1120
	on-peak	\$0.1350

OR

RPP

**First 750 kWh

\$0.0860

**Balance of kWh

\$0.1010

OR

**Hourly Ontario Energy Price

hourly price

OR

**Retailer Contract (signed after Dec 9, 2002)

fixed rate

Delivery

Fixed Distribution Charge (monthly)

\$43.130

Distribution Volumetric Charge per kW

\$3.7170

Network Service Rate per kW

\$3.1669

Line and Transformation Connection Service Rate per kW

\$2.3594

Regulatory Charges

Standard Supply Service Administrative Charge (monthly)

\$0.2500

**Wholesale Market Services Rate per kWh

\$0.0057


Debt Retirement Charge

Debt Retirement Charge per kWh

\$0.0070

**The electricity consumed is multiplied by an Adjustment Factor of 1.0430

Oshawa



PUC Networks Inc.

**General Service Greater than 200 kW
Less than 1000 kW (Non-Interval Metered)**

May 1, 2014

Electricity

TOU Rates

May 1, 2014

off-peak	\$0.0750
mid-peak	\$0.1120
on-peak	\$0.1350

OR

RPP

**First 750 kWh

\$0.0860

**Balance of kWh

\$0.1010

OR

**Wholesale Average Price

weighted average price

OR

**Retailer Contract (signed after Dec 9, 2002)

fixed rate

Delivery

Fixed Distribution Charge (monthly)

\$43.130

Distribution Volumetric Charge per KW

\$3.7170

Network Service Rate per kW

\$2.4708

Line and Transformation Connection Service Rate per kW

\$1.8573

Regulatory Charges

Standard Supply Service Administrative Charge (monthly)

\$0.2500

**Wholesale Market Services Rate per kWh

\$0.0057


Debt Retirement Charge

Debt Retirement Charge per kWh

\$0.0070

**The electricity consumed is multiplied by an Adjustment Factor of 1.0430

Oshawa



PUC Networks Inc.

**General Service Greater than 200 kW
Less than 1000 kW (Interval Metered)
May 1, 2014**

Electricity	TOU Rates May 1, 2014
off-peak	\$0.0750
mid-peak	\$0.1120
on-peak	\$0.1350

OR

RPP

**First 750 kWh \$0.0860

**Balance of kWh \$0.1010

OR

**Hourly Ontario Energy Price hourly price

OR

**Retailer Contract (signed after Dec 9, 2002) fixed rate

Delivery

Fixed Distribution Charge (monthly) \$43.130

Distribution Volumetric Charge per kW \$3.7170

Network Service Rate per kW \$3.1669

Line and Transformation Connection Service Rate per kW \$2.3594

Regulatory Charges

Standard Supply Service Administrative Charge (monthly) \$0.2500


**Wholesale Market Services Rate per kWh \$0.0057

Debt Retirement Charge

Debt Retirement Charge per kWh \$0.0070

**The electricity consumed is multiplied by an Adjustment Factor of 1.0430

Oshawa



PUC Networks Inc.

**General Service Greater than 1000 kW
Less than 5000 kW (Interval Metered)
May 1, 2014**

Electricity

TOU Rates

May 1, 2014

off-peak	\$0.0750
mid-peak	\$0.1120
on-peak	\$0.1350

OR

RPP

**First 750 kWh \$0.0860

**Balance of kWh \$0.1010

OR

**Hourly Ontario Energy Price hourly price

OR

**Retailer Contract (signed after Dec 9, 2002) fixed rate

Delivery

Fixed Distribution Charge (monthly)	\$1,221.57
Distribution Volumetric Charge per kW	\$2.5679
Network Service Rate per kW	\$3.1669
Line and Transformation Connection Service Rate per kW	\$2.3594

Regulatory Charges

Standard Supply Service Administrative Charge (monthly)	\$0.2500
**Wholesale Market Services Rate per kWh	\$0.0057

Debt Retirement Charge

Debt Retirement Charge per kWh	\$0.0070
--------------------------------	----------

**The electricity consumed is multiplied by an Adjustment Factor of 1.0430

Oshawa




PUC Networks Inc.

**General Service Greater than 5000 kW
(Interval Metered)
May 1, 2014**

Electricity	Rate
**Hourly Ontario Energy Price	hourly price
OR	
**Retailer Contract	fixed rate
Delivery	
Fixed Distribution Charge (monthly)	\$8,270.63
Distribution Volumetric Charge per kW	\$2.0280
Network Service Rate per kW	\$3.3743
Line and Transformation Connection Service Rate per kW	\$2.5744
Regulatory Charges	
Standard Supply Service Administrative Charge (monthly)	\$0.2500
**Wholesale Market Services Rate per kWh	\$0.0057
Debt Retirement Charge	
Debt Retirement Charge per kWh	\$0.0070

**The electricity consumed is multiplied by an Adjustment Factor of 1.0145

Oshawa




PUC Networks Inc.

**Unmetered Scattered Load
May 1, 2014**

Electricity	Rate
Standard Service Supply	
**First 750 kWh	\$0.0860
**Balance of kWh	\$0.1010
OR	
**Retailer Contract (signed after Dec 9, 2002)	fixed rate
Delivery	
Fixed Distribution Charge per connection	\$3.3400
Distribution Volumetric Charge per kWh	\$0.0138
**Network Service Rate per kWh	\$0.0068
**Line and Transformation Connection Service Rate per kWh	\$0.0052
Regulatory Charges	
Standard Supply Service Administrative Charge (monthly)	\$0.2500
**Wholesale Market Services Rate per kWh	\$0.0057
Debt Retirement Charge	
Debt Retirement Charge per kWh	\$0.0070

**The electricity consumed is multiplied by an Adjustment Factor of 1.0430

Oshawa



PUC Networks Inc.

**Sentinel Lighting Rates
Flat Rate Connection
May 1, 2014**

Monthly charges for cost of power are based on the "Cost of Power" billed for the Flat Rate kWh consumption level determined on the wattage size of the lights

Electricity	Rate
Standard Service Supply (designated customers)	
**First 750 kWh	\$0.0860
**Balance of kWh	\$0.1010
OR	
**Retailer Contract	fixed rate
Delivery	
Fixed Distribution Charge (monthly per connection)	\$4.3400
Distribution Volumetric Charge per kW	\$6.4523
Network Service Rate per kW	\$1.7042
Line and Transformation Connection Service Rate per kW	\$2.1803
Regulatory Charges	
Standard Supply Service Administrative Charge (monthly)	\$0.2500
**Wholesale Market Services Rate per kWh	\$0.0057
Debt Retirement Charge	
Debt Retirement Charge per kWh	\$0.0070

**The electricity consumed is multiplied by an Adjustment Factor of 1.0430

Oshawa



PUC Networks Inc.

**Street Lighting Rates
Flat Rate Connection
May 1, 2014**

Monthly charges for cost of power are based on the "Cost of Power" billed for the Flat Rate kWh consumption level determined on the wattage size of the lights
*****Street Lighting contract with the city ceased Jan 1, 2010*****

Electricity

**Wholesale Average Price
OR
**Retailer Contract

Rate

weighted average price
fixed rate

Delivery

Fixed Distribution Charge per light (per connection)
Distribution Volumetric Charge per kW
Network Service Rate per kW
Line and Transformation Connection Service Rate per kW

\$1.1700
\$18.4821
\$1.6753
\$2.1434

Regulatory Charges

Standard Supply Service Administrative Charge (per connection)
**Wholesale Market Services Rate per kWh

\$0.2500
\$0.0057


Debt Retirement Charge

Debt Retirement Charge per kWh

\$0.0070

**The electricity consumed is multiplied by an Adjustment Factor of 1.0430

Oshawa



PUC Networks Inc.


microFIT Generator

May 1, 2014

Service Charge

\$5.4000

Oshawa




PUC Networks Inc.

**FIT Generator
May 1, 2014**

Service Charge	\$11.3000
----------------	-----------

Oshawa



PUC Networks Inc.

Specific Service Charges

May 1, 2014

Customer Administration

	Rate	HST	Total
Arrears Certificate	\$15.00	\$1.95	\$16.95
Easement Letter	\$15.00	\$1.95	\$16.95
Account History	\$15.00	\$1.95	\$16.95
Change of Occupancy (Account Setup)	\$30.00	\$3.90	\$33.90
Legal Letter charge	\$15.00	\$1.95	\$16.95
Credit Check Residential ***includes agency charge of \$4.95	\$19.95	\$2.59	\$22.54
Credit Check Commercial *** includes agency charge of \$53.08	\$68.08	\$8.85	\$76.93
Meter Dispute Charge plus Measurement Canada fees (if meter found to be correct)	\$30.00	\$3.90	\$33.90
Credit Reference Letter	\$15.00	\$1.95	\$16.95
Returned Cheque Charge ***includes bank charges of \$3.50 no HST	\$18.50	0	\$18.50
Special Meter Reads	\$30.00	\$3.90	\$33.90

Non-Payment of Account

Late Payment - per month	1.50%		1.50%
Late Payment - per annum	19.56%		19.56%
Collection of account charge - no disconnection	\$30.00	\$3.90	\$33.90
Disconnect/Reconnect at meter during regular hours including Load Limiters	\$65.00	\$8.45	\$73.45
Disconnect/Reconnect at meter after regular hours including Load Limiters	\$185.00	\$24.05	\$209.05
Disconnect/Reconnect at pole during regular hours	\$185.00	\$24.05	\$209.05
Disconnect/Reconnect at pole after regular hours	\$415.00	\$53.95	\$468.95
Access to the Power Poles - per pole/year	\$22.35	\$2.91	\$25.26

Allowances

Transformer Allowance for Ownership - per kW of billing demand/month	(\$0.60)
Primary Metering Allowance for transformer losses - applied to measured demand and	-1%

Loss Factors

Total Loss Factor - Secondary Metered Customer <5000 kW	1.0430
Total Loss Factor - Secondary Metered Customer >5000 kW	1.0145
Total Loss Factor - Primary Metered Customer <5000kW	1.0384
Total Loss Factor - Primary Metered Customer >5000kW	1.0045